

DEPLOYING 10 GIGABIT SD-ACCESS NETWORKS

**Using the Emerging 10G-EPON Standards
to Build Next-Generation Fibre Deep Networks**

What is Driving the Need for Next-Generation EPON and Fibre Deep?

Rapidly rising bandwidth usage within a growing residential and business subscriber base combined with the need to deliver new user-driven services have cable service providers around the globe taking stock of their existing networks. They must identify the technologies needed to ensure their competitive position moving forward when facing both existing and new entrants into the markets they serve. Next-Generation Passive Optical Network (PON) technologies deployed closer to the subscriber in distributed architectures will enable service providers to support new, enhanced broadband services while responding to key operational concerns such as headend congestion and fibre exhaust.

Contending with Fibre Exhaust Using Highly Scalable PON

The primary value of next-generation Ethernet Passive Optical Network (EPON) technologies, 10G-EPON, is the ability to serve a mix of residential, business and infrastructure backhaul services over a common fibre network and to expand those services more rapidly than alternative point-to-point (P2P) fibre architectures. If we look at fibre services expansion within the U.S. over the last decade, comparing P2P and point-to-multipoint or Fibre-to-the-Home (FTTH) architectures, we find that over 100 times the penetration has been achieved using FTTH. According to Vertical Systems Group, the penetration of fibre-lit buildings grew approximately 250,000 units in the last decade. During this same period, Verizon Fiber Optic Service (FIOS) rollouts have passed over 20 million homes, and another five million homes have been passed by the remaining U.S. FTTH providers. It should be noted that next-generation 10G-EPON technologies have the capacity to double the useful life of an operators' fibre network investment compared to EPON or Gigabit Passive Optical Network (GPON).

Relieving Head End Congestion with the Adoption of Distributed Architectures

MSOs have been successful capturing broadband market share while upgrading to greater broadband service rates. This success has resulted in increased headend congestion to the point where placing new centralized Cable Modem Termination System (CMTS) and Converged Cable Access Platform (CCAP) equipment and making additional node splits has become untenable. Remote or distributed access architectures (DAA) solve this congestion issue by deploying CMTS and CCAP functions out in the access network or virtualised in a data centre as opposed to congesting the headend. This new architecture allows for higher modulation supporting higher bandwidth devices that then serve smaller sets of subscribers. This provides a highly scalable network to support future enhanced broadband services such as 4k/8k video and virtual/augmented reality. These distributed architectures such as virtual Converged Cable Access Platform (vCCAP) and Remote Optical Line Terminal (R-OLT) also spurs fibre deep align initiatives and align with future network plans to adopt modern data centre principles and emerging software defined access (SD-Access) architectures designed to provide further operational benefits. For example, with modern virtualised and remote OLTs, Layer 3 functionality can be either supported out in the outside plant or optionally virtualised to operate in the cloud. Either option allows for the reduction of power and space consuming head end equipment.

Applying Data Centre Architectures to Access

As cable operators look to optimise their networks, they are applying lessons learned from data centre networks. Therefore, they are looking to build modular, component-based network architectures that are open, programmable and scalable. This approach represents a major shift from closed, monolithic systems controlled

by multiple misaligned vendor-specific management systems. These newer SDN-based systems uniquely scale to provide the network management and service orchestration required rapidly deploy and support the thousands of Remote Physical Layer (R-PHY) or Remote Media Access Control/Physical Layer (R-MAC/PHY) devices forecast.

ADTRAN Mosaic is the industry's most open and complete Software Defined Access (SD-Access) solution that natively integrates a complete access portfolio with an open source SDN controller whether Open Network Operating System (ONOS), Open DayLight (ODL) or Open Network Automation Platform (ONAP). The inherent scale and agility of multi-wavelength 10G-EPON access technology offers unprecedented fibre distribution and network flexibility, supporting fibre network auto-grooming and reducing the need for expensive truck rolls.

Open Systems, Endless Possibilities

Open interfaces exist for cable and video networks allowing MSOs to select customer premises equipment, middleware, and access platforms based on their specific network topology and service requirements. Early rollouts of FTTH broadband networks, however, have used a closed system. This has historically forced service providers into selecting the same vendor for the fibre aggregation (OLT) and the optical network terminal (ONT) equipment, limiting the available solutions. In a multi-vendor network, this further complicates the ability to offer network-wide services and solutions. 10G-EPON will be the first PON technology that will be implemented day one as a multi-vendor solution supporting fully open physical and application programming interfaces (APIs) to create best of breed access solutions.

Assuring Consumer Quality of Experience

The expected growth of Gigabit and multi-Gigabit services demand requires providers to architect network access scalability up front. For this reason, ADTRAN has delivered a data centre-influenced standalone OLT architecture paired with non-blocking leaf-spine fabric and aggregation switching. A key characteristic of these leaf-spine switching networks is that all leaf switches, also referred to as Top of Rack (ToR) switches, have full meshed connectivity to the spine switches.

Another key value of these programmable network elements is that they scale horizontally, also known as scaling out. In an SD-Access network, as the number of Ethernet aggregation ports grows, spine and ToR switches are added, and the meshed, connectivity stays in place. The leaf and spine switching functions are sized to accommodate this growth and can be easily upgraded as needed.

ADTRAN programmable network elements leverage agile, real-time service configuration, typically found in the data centre, and apply it to the service provider's access network. The ADTRAN SDX Series of software-defined network elements can be deployed in concert with a cloud platform, such as ADTRAN Mosaic, enabling service providers to realise data-centre economies and agility in their broadband and business services access networks. Aligned closely with ON.Lab's Central Office Reimagined as a Datacentre (CORD) initiative, ADTRAN SDX network solutions portfolio benefits directly from the expanding community of application developers leveraging an open architecture.

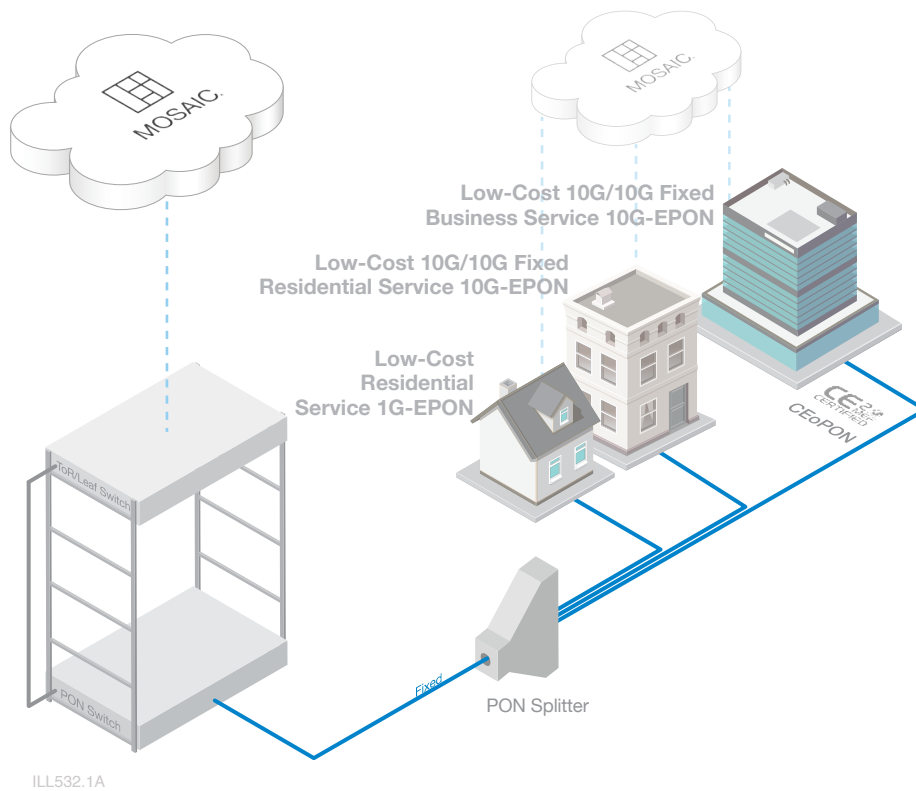
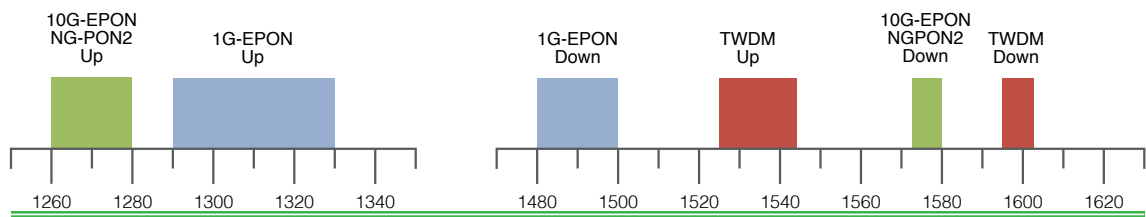


Figure A: Deploy mass-market Gigabit or multi-Gigabit converged broadband services using low-cost fixed 10/10G optics (10G-EPON).



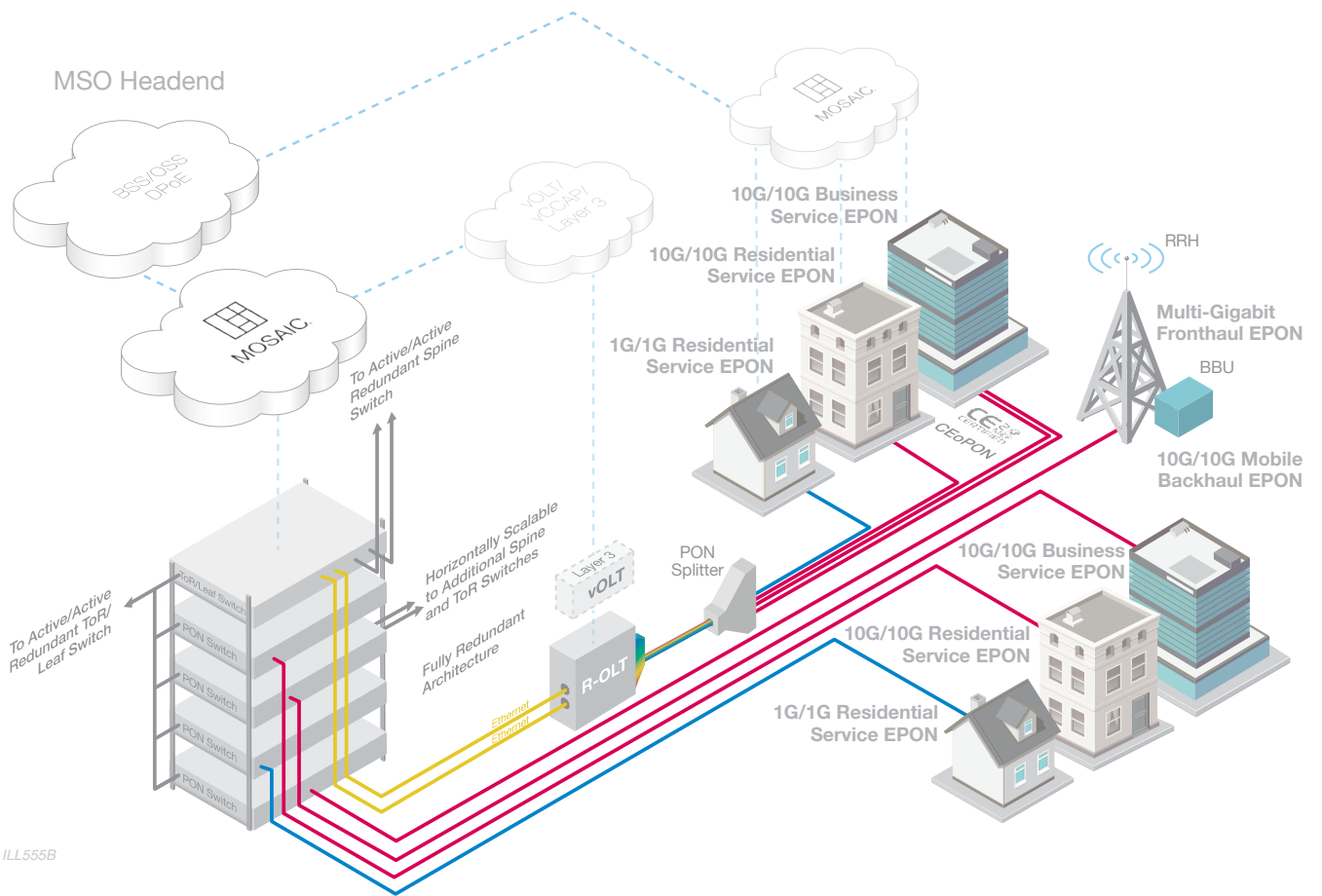
Technology	Direction	Nominal λ (nm)	Wavelength Range (nm)
10G-EPON	Upstream	1270	1260-1280
1G-EPON	Upstream	1310	1290-1330 ¹ 1300-1320 ²
1G-EPON	Downstream	1490	1480-1500
Time and Wavelength Division Multiplexing (TWDM)	Upstream	n/a	1524-1544
10G-EPON	Downstream	1577	1574-1580
TWDM	Downstream	n/a	1596-1603

¹ Typical for DFB lasers without temperature control

² Typical for DFB lasers with temperature control

Table 1: Wavelength Allocation Plans

Deploying 10 Gigabit SD-Access Networks



ILL555B

Figure B: Layer 3 functionality can be either supported out in the outside plant or optionally virtualised to operate in the cloud. Either option allows for the reduction of power and space consuming head end equipment.

ADTRAN Products

SDX 6210-4 SDN-Programmable 10G Virtual Remote OLT

- Sealed, weather-hardened remote OLT
- 4x10G Ethernet uplinks
- 4x10G-EPON downstream
- DPoE support
- Layer 3 provisioning and routing support
- Low power, energy efficient
- Mosaic OS ready

SDX 6310-16 SDN-Programmable 10G PON Switch

- 1U, 16-port 10G-EPON PON OLT
- 2x100G uplink interfaces, non-blocking 200G capacity
- Redundant, hot-swappable power supplies
- Mosaic OS and Class G optics ready

SDX 8310-32 100G Aggregation Switch

- 1U, 32x100G ToR switch
- Quad SFP (4x28Gbps) (QSFP28) interfaces programmable for 10G/40G
- 3.2 Terabits per second throughput
- Redundant, hot-swappable power supplies
- Mosaic OS and Class G optics ready

SDX 8210-54CE 10G Carrier Ethernet Access Switch

- 1U, 48x10 SFP+, 4x100G QSFP28 access switch
- 880 Gbps bidirectional downstream throughput
- Redundant, hot-swappable power supplies
- Mosaic OS and Class G optics ready

SDX CPE 10/10G-EPON Optical Network Unit (ONU)

- Residential and small business units
- Integrated residential gateway options
- Line rate throughput on each ONU
- ONU will converge to a single enhanced Small Form-factor Pluggable (SFP+) uplink supporting all optics types over time



ADTRAN SDX6310-16
PON Switch (vOLT)



ADTRAN SDX8310-32
100G Aggregation/ToR Switch



ADTRAN SDX 8210-54CE
10G Carrier Ethernet Access Switch

Acronym	Description
10/10G	10 Gbps Upstream/10 Gbps Downstream Rate
API	Application Programming Interface
CCAP	Converged Cable Access Platform
CMTS	Cable Modem Termination System
CORD	Central Office Reimagined as a Datacentre
DAA	Distributed Access Architecture
EPON	Ethernet Passive Optical Network
FTTH	Fibre to the Home
GPON	Gigabit Passive Optical Network
MAC	Media Access Control
ODL	Open DayLight
OLT	Optical Line Terminal
ONU	Optical Network Unit
ONT	Optical Network Terminal
P2P	Point to Point
PON	Passive Optical Network
PHY	PHYsical Layer
QSFP28	Quad SFP (4x28Gbps)
RF	Radio Frequency
R-PHY	Remote Physical Layer
SDX	ADTRAN Product Model
SFP+	Enhanced Small Form-factor Pluggable
ToR	Top of Rack
TWDM	Time and Wavelength Division Multiplexing



ADTRAN, Inc.
901 Explorer Boulevard
Huntsville, AL 35806

General Information
+1 256 963 8000
www.adtran.com/contactus

**Headquarters—EMEA
ADTRAN GmbH**
Erika-Mann-Str. 25
80636 Munich-Germany
+49 89 411097 111
sales.europe@adtran.com

Central-/East and West Europe
+49 89 411097 111
sales.cewe@adtran.com

South Europe
+49 89 411097 111
sales.southeurope@adtran.com

North Europe and CIS
+49 89 411097 111
sales.ne@adtran.com

Middle East and Africa
+49 89 411097 111
sales.mea@adtran.com

Asia
+61 3 9658 0500
sales.asia@adtran.com

Australia/New Zealand
+61 3 9658 0500
sales.australia@adtran.com



TL19.1270



ADTRAN is an ISO 9001, ISO 14001,
and a TL 9000 certified supplier.

IN10529C October Copyright © 2017 ADTRAN, Inc. All rights reserved. ADTRAN believes the information in this publication to be accurate as of publication date, and is not responsible for error. Specifications subject to change without notice. ADTRAN is a registered trademark of ADTRAN, Inc. and its affiliates in various countries. All other trademarks mentioned in this document are the property of their respective owners.

ADTRAN warranty duration and entitlements vary by product and geography. For specific warranty information, visit www.adtran.com/warranty

ADTRAN products may be subject to U.S. export controls and other trade restrictions. Any export, re-export, or transfer of the products contrary to law is prohibited. For more information regarding ADTRAN's export license, please visit www.adtran.com/exportlicense